

IRRIGATION SYSTEMS

First- SPRINKLER SYSTEM

1-FOGGING AND MISTING INSIDE THE GREENHOUSES



Naan fogger one-
two-four nozzles
7 l/h



Naan super fogger
one-two-four nozzles
7 l/h



Tavlit single
nozzle fogger
7 l/h



Coolnet one -two-four
nozzles 8 l/h





**Netafim
vibronet
30 l/h**



**Netafim
mistnet
30 l/h**



**Rondo-Tornado
mist
30-80 l/h**



**Fogger one-two-four nozzles
6 L/H**

2-MINI SPRINKLERS INSIDE THE GREENHOUSES



**Rondo
40-300 l/h**



**Modular
25-400 l/h**



**Greenspain
43-200 l/h**



**spinnet
50-200 l/h**



**Toro
mini sprinkler
30-275 l/h**

3-SPRINKLERS FOR VEGETABLES



RONDO XL
D meter =14.50
Q l/h =285
P bar =3.00



501U
D meter =15.50
Q l/h =250
P bar =3.50



Meganet
D meter =19.00
Q l/h =860
P bar =3.00

4-SPRINKLERS FOR CROPS

A- SMALL AND MEDIUM

VYRSA sprinklers



**1/2" PC
802-AG**

D meter =26.00
Q l/h =1180
P bar =4.00



**3/4" FC
36**

D meter =32.00
Q l/h =1950
P bar =4.21

NETAFIM sprinklers



**1/2" FC
D-NET 8550**

D meter =22.00
Q l/h =1397
P bar =3.00



**3/4" FC
D-NET 9575**

D meter =29.00
Q l/h =2310
P bar =4.00



3/4" FC

D meter =34.00
Q l/h =3540
P bar =5.00



3/4" PC

D meter =34.00
Q l/h =2100
P bar =4.00

**Naan
sprinklers**



1/2" PC

D meter =25.00
Q l/h =1250
P bar =3.00



1/2" FC

D meter =24.00
Q l/h =1100
P bar =3.00



3/4" PC

D meter =25.00
Q l/h =2490
P bar =4.00



3/4" FC

D meter =24.00
Q l/h =1975
P bar =4.00

**Turkish
sprinklers**



1/2" FC


D meter =22.00
Q l/h =800
P bar =4.00



1/2" PC


D meter =26.00
Q l/h =1180
P bar =4.00

B- BIG GUN SPRINKLERS




Big Gun 202 4"

Up to diameter 143.6 m
Up to discharge 159.3 m³ph
at 7 bars



Big Gun 160 3"

Up to diameter 137 m
Up to discharge 121.9 m³ph
at 7 bars



Big Gun 101 2"

Up to diameter 108.8 m
Up to discharge 56.4 m³ph
at 6.5 bars



Indian rain gun 1.5"

Up to diameter 30 m
Up to discharge 20 m³ph
at 5 bars

280 PC "2 Naan Gun
Up to diameter 93 m
Up to discharge 50.3 m³ph
at 6 bars



Second- DRIP IRRIGATION SYSTEM

1- ON LINE DRIPPERS



PCJ NETAFIM DRIPPERS

0.5-1.2-2-3-4-6-8-12-15-20-25-30-35-40 L/H



SF TORO DRIPPERS

NO-DRAIN 8-4-3-2 L/H



**RAIN BIRD
DRIPPERS
4 L/H**

**O-TIF
2-4-8-16 L/H**



**indian turbo
drippers
2-4-8 l/h**



**CLICK TIF
2-3-4-8-12 L/H**



**KATIF
2.3-3.75-8.4 L/H**

2- HOSES AND DRIP LINES

A- BLIND HOSES



blind flat hoses for
submain easy to use
, handel and storage
"1.5 up to "6
Netafim-Toro-Turkish



blind hoses
16-18-20 mm
Netafim-Toro-Turkish



blind hoses for micro-
drip and mini sprinklers
Netafim-Toro-Turkish
5-7-8 mm

B- DRIPLINES

1- NON COMPENSATING DRIP LINES



TORO drip line
Neptune

Q from 0.6 l/h up to 3.16 l/h
wall thicknees from 0.15 up to 1.1 mm



Netafim drip line
ARIES

Q from 0.8 l/h up to 8 l/h
wall thicknees from 0.31 up to 1.2 mm

2- SELF COMPENSATING DRIP LINES



Netafim drip line
UNIRAM PC

Q from 0.7 l/h up to 3.5 l/h
wall thicknees 0.9-1.0-1.2 mm
outside diameter 16-17-20-23mm
spacing between drippers
from 15 cm up to 100 cm



Netafim drip line
Dripnet PC

Q from 0.3 l/h up to 3.8 l/h
wall thicknees 0.31to 0.63 mm
outside diameter 12-16-23-25mm
spacing between drippers
from 15 cm up to 100 cm



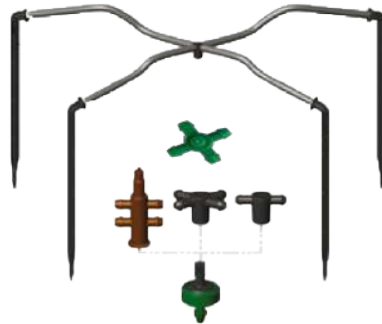
TORO drip line
Blue Line PC

Q 2 l/h and 4 l/h
wall thicknees 1.14 mm
outside diameter 16-18-20mm
spacing between drippers
from 30 cm up to 200 cm

3- SMALL EQUIPMENTS FOR MINI SPRINKLERS AND DRIPPING



stake for mini sprinkler



Microdripe for nursering and seedling



Valve for
spaghetti and
minisprinklers
7mm



Punchs



7mm barbed
6mm female



7mm barbed
6mm male



7mm
barbed



5mm barbed
5mm male



16mm plug



10mm plug



7mm plug



6mm plug



4mm plug

Third- VALVE GROUPS AND RAISERS

1-PRESSURE REDUCING VALVES



Metal Pressure
Reducing Valve
brass pilot
2" up to 12"



Plastic Pressure
Reducing valve
plastic pilot 4"



Plastic Pressure
Reducing valve
plastic pilot
1.5" up to 3"

2-ELECTRIC VALVES



Baccara / Dorot
Electric Valve
24 Ac - 9 dc
1" up to 2"



Armas
Electric Valve
24 Ac - 9 dc
1.5" up to 4"



Armas
Electric Valve
24 Ac - 9 dc
2" up to 12"

3-CONTROLLERS AND SOLENOIDS



24 STATIONS
AC



9-12
STATIONS AC



4-6
STATIONS AC



1-2-4-6
STATIONS DC



4 STATIONS
DC



Bermad



Baccara



AC and DC
Solenoids






Baccara





Bermad



Fourth- FITTINGS

1-SADDLES

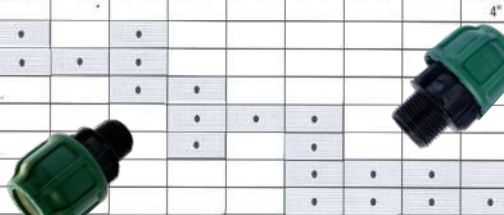
Saddle	1/2"	3/4"	1"	1.5"	2"	3"	4"
25mm	•	•					
32mm	•	•					
40mm	•	•	•				
50mm		•	•	•			
63mm			•	•	•		
75mm		•	•	•	•		
90mm			•	•	•		
110mm			•	•	•		
125mm			•	•	•		
140mm					•		
160mm			•		•	•	•
200mm					•	•	•
225mm					•	•	•

2-POLYETHYLENE ADAPTER FITTINGS


ADAPTER TEE	25/25/25	32/32/32	32/25/32	40/40/40	40/32/40	50/50/50	63/63/63	75/75/75	90/90/90
25mm	•								
32mm		•	•						
40mm				•	•				
50mm						•			
63mm							•		
75mm								•	
90mm									•

ADAPTER TEE WITH THREAD OUTLET	MALE 3/4"	FEMALE 3/4"	MALE 1"	FEMALE 1"	MALE 1.5"	MALE 2"	MALE 3"	FEMALE 3"
25mm			•					
32mm	•	•	•					
40mm		•		•	•			
50mm						•		
63mm					•	•		
75mm						•	•	•
90mm							•	•


MALE ADAPTER	M 3/4"	F 3/4"	M 1"	M 1.5"	F 1.5"	M 2"	M 3"	F 3"	FLANGED 4"
25mm	•		•						
32mm	•	•	•						
40mm			•	•					
50mm				•	•	•			
63mm				•		•			
75mm						•	•	•	
90mm						•	•	•	•
110mm									•



SIZE	TWO SIDES	M 3/4"	M 1"	M 1.5"	M 2"	F 2"	M 3"	F 3"
25mm	•	•	•					
32mm	•	•	•					
40mm	•		•					
50mm	•			•	•	•		
63mm	•				•			
75mm	•					•	•	•
90mm	•						•	•




REDUCER ADAPTER COUPLER	25	32	40	50	63	75
40	•	•				
50		•	•			
63		•			•	
75				•	•	
90						•




SIZE	25	32	40	50	63	75	90	110
LINE END	•	•	•	•	•	•	•	•

SIZE	25	32	40	50	63	75	90	110
COUPLER	•	•	•	•	•	•	•	•



3-POLYETHYLENE THREADED FITTINGS

ADAPTER UNION TEE WITH THREAD OUTLET	M / F / M	M/M/M
3/4"		•
1"	•	
1.5"	•	
2"/1.5"/2"		•
2"	•	
2"/3"/2"		•
3"	•	•



Threaded Tee	M / F / M	M / M / M	F / F / F
1/2"		•	
3/4"			•
1"		•	•
1.5"	•	•	•
2"	•	•	•
3"	•	•	•




SIZE	1/8" M	1/4" M	1/2" F	3/4" F	1" F	1.5" F	2" F	3" F
THREADED PLUG	•	•	•	•	•	•	•	•



Threaded Elbow	M / F	F / F	ADAPTER WITH UNION M/F
1/4"		•	
1/2"			•
3/4"		•	•
1"		•	•
1.5"	•	•	•
2"	•	•	
3"	•	•	



BOSHING	FEMALE					
SIZE	1/8"	1/2"	3/4"	1"	1.5"	
1/8"	•					
1/4"	•					
3/4"		•				
1"			•			
1.5"				•		
2"					•	



REDUCER NIPPLE	1"	1.5"	2"	3"
3/4"	•			
1"		•		
1.5"			•	
2"				•

SIZE	1/8"	1/4"	1/2"	3/4"	1"	1.5"	2"	3"
NIPPLE	•	•	•	•	•	•	•	•



SIZE	1/2" F	3/4" F	1" F	1.5" F	2" F
COUPLER SOCKET	•	•	•	•	•



REDUCER COUPLER SOCKET	3/4" F	1.5" F	2" F
1/2" F	•		
1" F		•	•
1.5" F			•



4-POLYETHYLENE BARBED FITTINGS

TWO SIDES	MIDDLE OUTLET					
	7	16	18	20	1 1/2" MALE	3/4" MALE
16 mm	•	•		•	•	•
18 mm			•			•
20 mm		•		•		•



Barbed Elbow	16	18	20	1 1/2" M	3/4" M
16 mm	•			•	•
18 mm		•			•
20 mm			•	•	•



BARBED MALE ADAPTER	1 1/2" M	3/4" M
16 mm	•	•
18 mm		•
20 mm	•	•



SIZE	16	20	1 1/2"
LINE END 8 SHAPE	•	•	•



REDUCER	16	18	20
16		•	•
18			•



SIZE	16
AUTO FUCH END LINE	•
AUTO FUCH END LINE 1 1/2" M	•



start connectors with rubber
mm 16-18-20

- 1-it opens with irrigation start till the pressure raise to 0.4 bars
- 2-closes autoatically when the pressure reach to 0.4 bars
- 3-it opens again automatically when the pressure decrease to 0.3bars

الصنف	16	17	20
MUTI OUTLET Y 2 * 3/4" MALE	•	•	•
MUTI OUTLET 2 * 3/4" MALE	•	•	•
MUTI OUTLET 3 * 3/4" MALE	•	•	•
MUTI OUTLET 4 * 3/4" MALE	•	•	•
MUTI OUTLET 6 * 3/4" MALE	•	•	•



outlet 1/2"



for thin hose

Barbed coupler
16-18-20
mm

5-VALVE BOXES



14" jumbo 10-12-rectangular 6" round